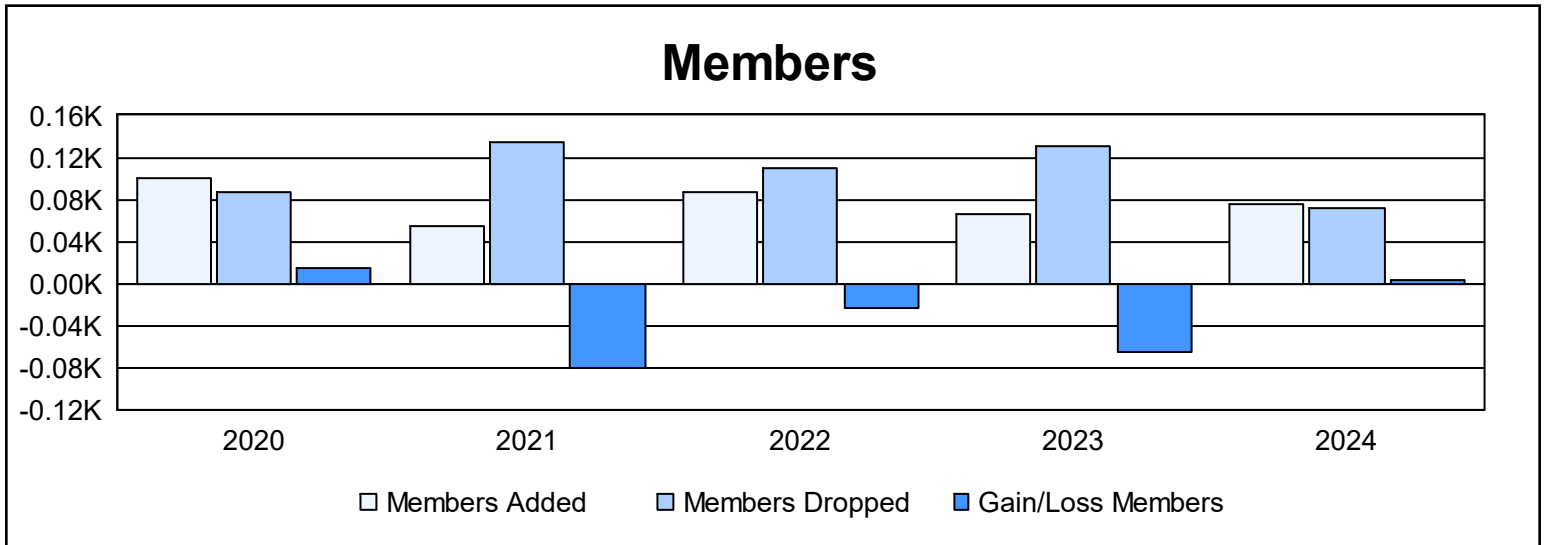
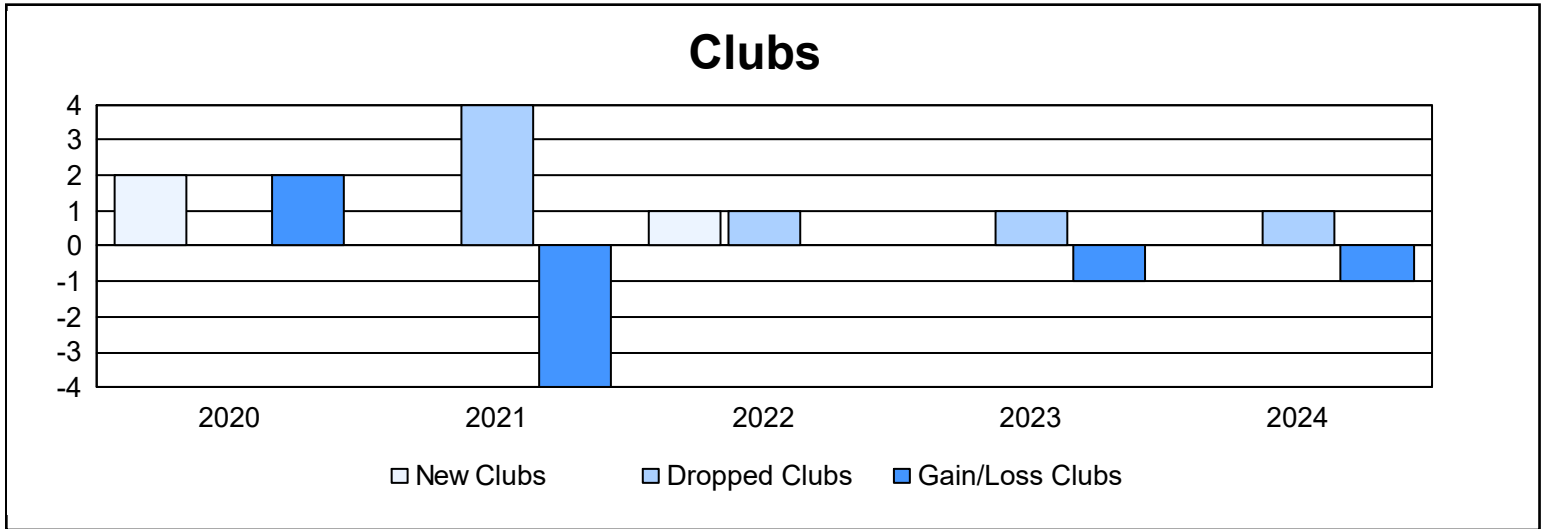
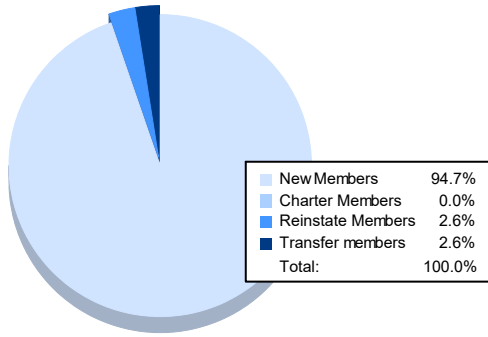


Year	New Clubs	Dropped Clubs	Gain/ Loss Clubs	New Members	Charter Members	Reinstate Members	Transfer Members	Total Member Added	Total Members Dropped	Gain/ Loss Members
2019-2020	2	0	2	55	43	1	2	101	86	15
2020-2021	0	4	-4	50	1	1	2	54	135	-81
2021-2022	1	1	0	68	12	5	1	86	109	-23
2022-2023	0	1	-1	57	0	4	5	66	131	-65
2023-2024	0	1	-1	72	0	2	2	76	72	4
<b>Average</b>	<b>1</b>	<b>1</b>	<b>-1</b>	<b>60</b>	<b>11</b>	<b>3</b>	<b>2</b>	<b>77</b>	<b>107</b>	<b>-30</b>



### Membership Composition June 2024 Cumulative



### Gender Composition June 2024 Cumulative

